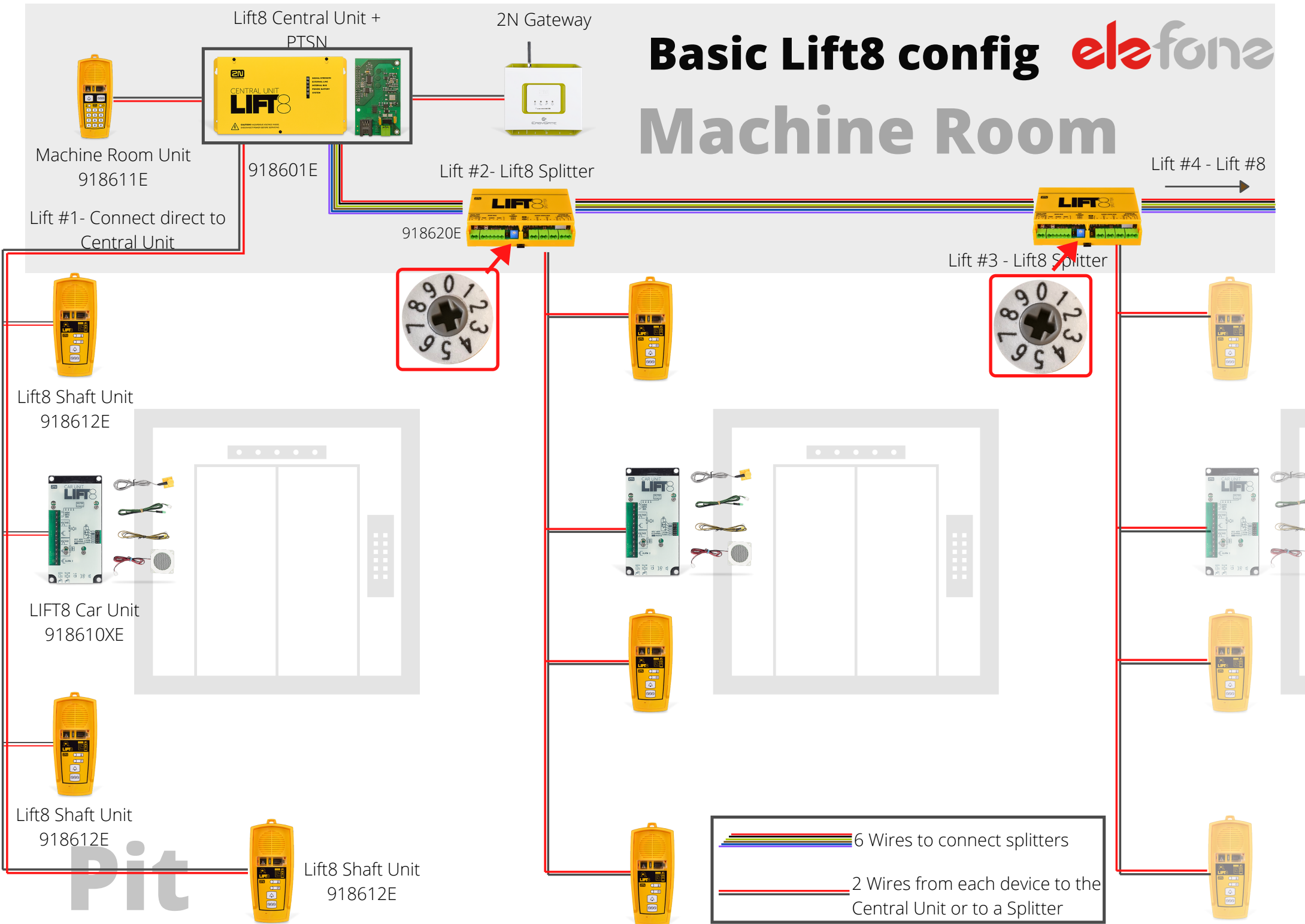


# Basic Lift8 config

## Machine Room



Machine Room Unit  
918611E

918601E

2N Gateway

Lift #2- Lift8 Splitter

Lift #4 - Lift #8

Lift #1- Connect direct to  
Central Unit

918620E


Lift #3 - Lift8 Splitter


Lift8 Shaft Unit  
918612E

LIFT8 Car Unit  
918610XE

Lift8 Shaft Unit  
918612E

Lift8 Shaft Unit  
918612E

 6 Wires to connect splitters

 2 Wires from each device to the  
Central Unit or to a Splitter

Pit